

THE MAINSHEET

The Newsletter of the Walnut Valley Sailing Club

APRIL 2025




Word from our distinguished Commodore Troy:

Greetings WVSC Sailors,

April is here and it's time to start preparing for another fun filled summer at Walnut Valley Sailing Club. This year our annual spring work-party will be held on April 19th at 10:30. During this time we will be cleaning the clubhouse, picking up fallen branches, tidying up around the club grounds, washing windows and ensuring that everything is up and running properly. The club will provide lunch for all sailor-workers on deck. So come on out, have some fun and see several members that you may not have seen over the winter months.

Troy



COMMODORE

Troy Oberly

316 648 0649

BOARD MEMBERS:

Doug Albro

316 775 7287

VICE COMMODORE

Bill Allman

785 224 4918

Blaine Van Dam

316 218 9200

James McEwen

TREASURER

620 705 1700

WEBMASTER

Brenda Welch

620 331 9320

SECRETARY

Melissa Funk

620 382 4475

Michael Shepperd

843 304 6273

Robert Fusco

316 687 9403

Charlie Volk

316 347 1771

NEWSLETTER EDITOR

Tedd Blankenship

316 350 5618

It's always interesting to learn more about WVSC sailors. You're invited to share a brief story about how you got started sailing etc., along with a photo or two. Thanks to all that have participated so far...next month it could be you.

Thank Ernie, Jeff, Jordan, Janet and Paul for sharing this month.

Socials and

Sailing Activities

'Whatever floats your boat, we just want to see you there!'

Saturday, April 19th

Race Meeting 9:00 - 10:30

Saturday, April 19th

10:30 Work **Party...**



Women's Spring Lineup courtesy Schye

Dogs & burgers provided by WVSC at noon.
*If you can bring leaf rakes, pruners, loppers,
leaf blowers etc. that would be much
appreciated. Work inside or out!

Saturday, May 3rd

10:00 - 2:00

Big Bash Boat Splash and

Cinco De Mayo Party

Details to come - our official launch day. Don't
miss it!

First Annual Battleship Showdown

7:00 PM Tonight WVSC

Bring your own battleship or club will provide.
\$100 entry fee - Winner takes all! Don't miss
it! 4-1-25

Designs LTD.

And no, none of these beautiful women are
professional models. All of of the women
featured in this month's Mainsheet are
proud

Walnut Valley Sailing Club Skippers.

Thanks Paul, they look marvelous!



Triple Dog Dare You...



COOK SOMETHING ON YOUR BOAT - AND EAT IT!

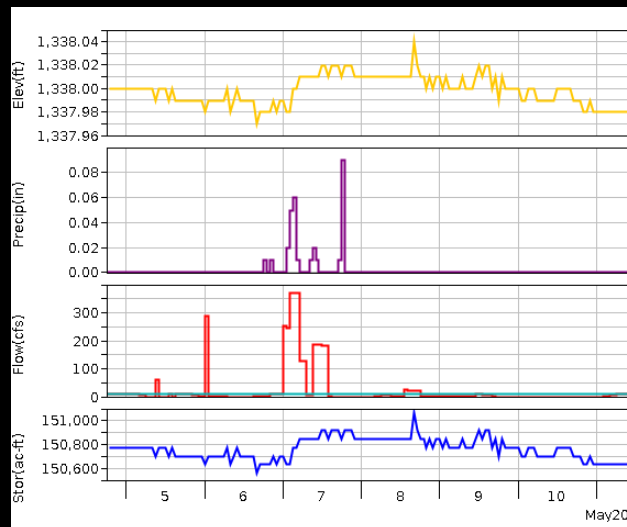


Watch this video for
the *Tupperware bag trick* if
nothing else.

That ain't your mother's
Tupperware sailor!

In the event of an emergency this is the
address to provide EMS, First Responders:

Walnut Valley Sailing Club
4599 N E Boulder Bluff Road
El Dorado KS 67042



Need the latest water level data?

El Dorado Lake

Drop your \$620 Onset HOBO U20
Water Level Unit in the lake, click on
the link at right... or just ask Charlie.

Inflow-Outflow Data

CLICK ON THE GRAPH ABOVE

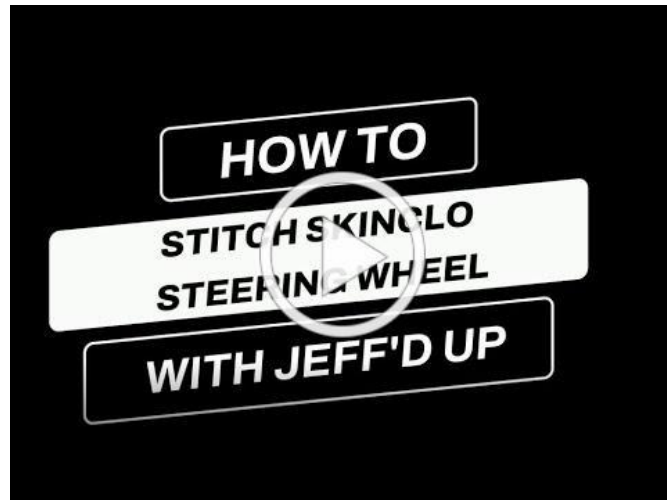
TO VIEW CURRENT DATA

Tech Tip of the Month...

From our very own

Captain Jeff Klein.

Learn how to stitch a leather SKINCLO steering wheel cover on your wheel. Nice.



TAKE A CLOSER LOOK

This is the whole enchilada... six tacos, four tamales, chips and a hammer, two floats, three trailer conversions, 70 bolts and a margarita to go! **Thanks Ernie.**

I like to race sailboats and over the years I've learned the importance of a clean hull. To maintain a clean hull there are two options, anti-fouling paint (meaning work) or a boat lift.

New lifts have gotten VERY pricey, so I decided a good winter project would be to buy a used lift and refurbish it. Luckily I was able to find one on Facebook that was already set up for a Hobie 33, and might also work for my Etchells.

But first, I needed a trailer to haul the lift. Being cheap, I didn't want to rent a trailer so I decided to "temporarily" convert my Hobie trailer to haul the lift. Easy-peasy, right? Well, many of the bolts were originals from 1987. With the help of hydraulics, a big propane torch, and a large

hammer, I managed to get things apart. After replacing a several bolts and a few boards, the Hobie 33 trailer was ready to role as a *flatbed* trailer.

Below is the process it took Ernie to convert a trailer, modify a hoist etc. Thanks Ernie for sharing.



So, some of my crew and I made a road-trip to Beaver Lake to get it. Left here at sunrise, returned at sunset.



Now to determine the amount of refurb needed. New carpet for the bunks for sure. One of the

brackets for mounting the bunks was missing, so I cut/welded one up from scrap steel I had. A

little zinc paint and it was done:



Next, I leak-checked the floats. There were enough small leaks that I decided to put a layer of chopped-strand-mat fiberglass over the entire surface of the floats. First was to disassemble

the lift. I then made dollies so I could handle the 240-pounds-each floats by myself.

Then, lots of sanding with 40-grit sandpaper. 300 square feet of sanding. It is hard to get

anything to stick to cured fiberglass, so a good sanding is needed have something to grip to.



Then came the fiberglass work. Wet the surface, lay the glass, wet the glass, repeat until you are done with the whole 300 sq ft.



When done, it turned out pretty nice.



I decided to paint the floats for a little more protection, and improve the looks. So, some more light sanding (to remove those nasty fiberglass prickles, and give the paint something to stick to), and brush on some paint. The aft end of the floats will be out past the dock fingers, so I put some white there so you could see them.



A leak-check showed that, as far as I could tell, all the leaks were gone! So, time to reassemble

the lift. A number of the bolts were a bit rusty, so I replaced essentially all the nuts and bolts on

the lift. More than 70 bolts replaced.



The air pump was in good working order, but the pump valves were old and seeping a bit. They were also butterfly valves – not nearly as desirable as ball

valves. So, I replaced those valves and all the pipe fitting. I also improved the mounting bracket.



And now it's ready to launch! Launching and installing can be scary when you have not done it before. Lots of planning and dress-rehearsals. Not to mention advice and help from friends.

Out on the Race Course



Cheers to the racing season ahead Skippers, Crew, Spectators, Groupies and Deckhands alike.

[2025 WVSC Racing Schedule](#)

Mystery Photo

Number One Revealed

Still stumped? Last month's mystery photo is the overhead light at our entry gate. The next time you're fumbling around with all those bags of chips, dips, tool boxes and sailing gear, look up. It's right there sailor! Thanks Captain Brammer for the mysterious photo.



WVSC BOG Meeting Minutes

Click on the link below:

[WVSC BOG MTG Minutes](#)

Meeting Minutes are published each month as available in the Windword.

Minutes are also recorded and available for review at WVSailingclub.com

Committees,

Liaison & Chair

Contact information, committee duties and

other details may be found at: wvsailingclub.com

Information below will be updated as it becomes available.

| Committee | Liaison | Chair |
|---------------------|----------------|----------------|
| Long Range Planning | Troy Obery | Blaine Van Dam |
| Powerboats | Stuart Funk | Bart Peace |

| | | |
|---------------------|----------------|----------------|
| Harbor | James McEwen | Charlie Volk |
| Activity Center | Blaine Van Dam | Paul Schye |
| Membership | Brenda Welch | Kate Brammer |
| Sail Training | Stuart Funk | Stuart Funk |
| Archivist | Doug Albro | Doug Albro |
| Public Relations | Doug Albro | Charlie Volk |
| Finance | Brenda Welch | Greg Rincker |
| Dry Storage | Troy Oberly | Stuart Funk |
| Buildings & Grounds | Troy Oberly | Mike Shepperd |
| Calling/texting | Troy Oberly | Julie Barth |
| Racing Activities | Blaine Van Dam | Blaine Van Dam |
| Socials | Troy Oberly | Julie Barth |

Government Relations

Blaine Van Dam

Gene Nold

Security

Mike Shepperd

Mike Shepperd

Sailing Activities

Blaine Van Dam

Troy Oberly

Don't Be Shy

Janet would be delighted to tell you about our trip to Japan. Yours truly would be delighted to tell you about checking the Shinkansen Bullet Train off my bucket list. As always we're delighted to hear about anything WVSC Sailors have been up to lately, varnishing a tiller, tuning the rig for upwind speed or eating a bowl of Udon Nomi noodles in Tokyo Bay.

We reserve the right to edit for length and/or relevance. We may hold your submission for future publications or not use it at all. Send information to: teddblankenship59@gmail.com Photos & short stories are always welcome.



Earning work credits at WVSC

is easier than noodling a whopper catfish, just ask Jordan Camacho \$10 per hour up to 10 hours. We need you! Work Credit hours directly reduce your annual fees by as much as \$100. Not only that, you'll go home feeling great about pitching in and helping out. If you can only help out an hour or two here and there, no worries. That's fine.



Hours are flexible, and the dress code is always bow tie and blue blazer casual.

To all of our Fine WVSC Friends, Board Members, Committee Chairs and Liaisons working to keep the lights on... Thanks.

We appreciate your time and effort.



Your Couch

Saturday, April 19th

Race Meeting, Work Party, WVSC Lunch

Saturday, May 3rd

Cinco Day Mayo and

The Big Bash Boat Splash

First Annual Battleship Showdown

Tonight - April 1- Winner Takes All

7:00 PM \$100 entry fee

JOKE OF THE MONTH



What's the difference between a fish and a piano?

You can't tuna fish!

Boats & Gear For Sale



1980 O'day 23

Shore-lander tandem axle trailer with keel roller launch/retrieve & 1979 7.5 HP Electric Start Mercury Outboard (old but runs well). Sails: Main, Jib, Genoa, Storm Jib. Has shoal draft keel (24" draft with C/B up) In [Yard Space 618](#) at Ninnescah Sailing Association, Cheney Lake

Hull #XDYT0514M79G

\$6000 OBO Photo above

Contact Jim Steck (316-737-9010) or Jason Kaufman (316-393-9691)

1989 Capri 22 Tall Rig

Wing keel with trailer and 6 HP outboard for sale \$6,000.

Two 150 genoas, two 135 genoas, one jib, and two mains. Almost new running rigging. Can see at dry storage # 113.

Contact Bill Allman 785-224-4918







72ft Fully rigged Longliner

\$525,000.

Mid cabin. Twin Cat mains. 40,000 lb ice hold. 5,000 lb bait freezer. Two ton ice maker Radio Buoy rack with 8 beacons in place along portside bulwarks/margin deck. One more beacon in rack on set out house. MSB Buoy signal system with desktop monitor. 700 HP - 2 Cat 3406T HRS.

Located: East Coast

**It's official. We reciprocate with the
Ninnescah Yacht Club at Cheney**

List your boat, your sailing gear or a can of tuna. It's all good. We love **tuna fish sandwiches** at WVSC.

contact: teddblankenship59@gmail.com for the Windword

or Angela at Cheney to place your free ad: editor@ninnescah.org

Walnut Valley Sailing Club | Walnut Valley Sailing Club Boulder Bluff Road | El Dorado, KS 67042 US

[Unsubscribe](#) | [Constant Contact Data Notice](#)



Try email marketing for free today!